



## Annotated Resource Set (ARS)













Content Theme:	Native Peoples of Utah (prehistoric and historic)	
Developed by:	Steve Pollock- Elk Ridge Middle School kent.pollock@jordan.k12.ut.us	
Contextual Paragraph for Resource Set: Utah was home to many Native Peoples long before the Pioneers and Mountain Men arrived. Identifying these peoples is important for our students.		

## Resource Set

Website with information of prehistoric and historic Native American Indians of Utah	Information about paleo-indians of Utah	Information about Anasazi	Information about the Fremont	Native American Nations of Utah	Dine' Navajo
Image Placeholder	Image Placeholder	Image Placeholder	Image Placeholder	Image Placeholder	Image Placeholder
<a href="http://historytogo.utah.gov/timeline/index.html">http://historytogo.utah.gov/timeline/index.html</a>	<a href="http://historytogo.utah.gov/utah_chapters/american_indians/paleo-indians.html">http://historytogo.utah.gov/utah_chapters/american_indians/paleo-indians.html</a>	<a href="http://historytogo.utah.gov/utah_chapters/american_indians/anasazi.html">http://historytogo.utah.gov/utah_chapters/american_indians/anasazi.html</a>	<a href="http://historytogo.utah.gov/utah_chapters/american_indians/thefremont.html">http://historytogo.utah.gov/utah_chapters/american_indians/thefremont.html</a>	<a href="http://historytogo.utah.gov/utah_chapters/american_indians/nativeamericansinutah.html">http://historytogo.utah.gov/utah_chapters/american_indians/nativeamericansinutah.html</a>	<a href="http://www.utahindians.org/archives/navajo.html">http://www.utahindians.org/archives/navajo.html</a>
Shoshoni Nation	Goshute Nation	Paiute Nation	Ute Nation	Blank County Map of Utah	
Image Placeholder	Image Placeholder	Image Placeholder	Image Placeholder		Image Placeholder

<a href="http://www.utahindians.org/archives/shoshone.html">http://www.utahindians.org/archives/shoshone.html</a>	<a href="http://www.utahindians.org/archives/goshute.html">http://www.utahindians.org/archives/goshute.html</a>	<a href="http://www.utahindians.org/archives/paiute.html">http://www.utahindians.org/archives/paiute.html</a>	<a href="http://www.utahindians.org/archives/ute.html">http://www.utahindians.org/archives/ute.html</a>	<a href="http://www.waterproof-paper.com/printable-maps/utah.shtml">http://www.waterproof-paper.com/printable-maps/utah.shtml</a>	(Resource Link Here)
---	---	---	---	---	----------------------

## Resource Set

(Resource Title Here)	(Resource Title Here)	(Resource Title Here)	(Resource Title Here)	(Resource Title Here)	(Resource Title Here)
					
(Resource Link Here)	(Resource Link Here)	(Resource Link Here)	(Resource Link Here)	(Resource Link Here)	(Resource Link Here)
(Resource Title Here)	(Resource Title Here)	(Resource Title Here)	(Resource Title Here)	(Resource Title Here)	(Resource Title Here)
					
(Resource Link Here)	(Resource Link Here)	(Resource Link Here)	(Resource Link Here)	(Resource Link Here)	(Resource Link Here)

Notes/Comments:

## Annotations

Grade Level	Curriculum Connections	Curriculum Standards	Learning Objectives		Suggested Learning Strategies	Suggested Assessment Strategies	Links to Other Resources
			Content Objectives	Thinking Objectives			
7 <sup>th</sup> Grade	Social Studies 7	Social Studies 7, Utah Studies, Standand 2, Objective 1, Indicator a	<p>Students will understand the contributions of Native American Indians, explorers and Utah's pioneers.</p> <p>Students will examine the contributions of the Native American Indians to the culture of Utah.</p>	Students will identify prehistoric and historic Native American Indian groups.	<p>1- Have the students use the maps provided in the <a href="http://www.utahindians.org">www.utahindians.org</a> website to map out where the tribes lived in Utah. (see attached blank line map of Utah)</p> <p>2- In small groups, have the students answer the questions about the tribes and nations. What, when, why, where, how?</p> <p>3- Have students write possible test questions about each tribe and submit to teacher.</p> <p>4- Review with students using their possible test questions.</p>	1- Make a short quiz or test with questions submitted by students.	<a href="http://mwdl.org/">http://mwdl.org/</a>