


## Annotated Resource Set (ARS)

Content Theme:	Utah's economy and how Utah's citizens make a living	
Developed by:	Steve Pollock- Elk Ridge Middle School kent.pollock@jordan.k12.ut.us	
Contextual Paragraph for Resource Set: Students will understand how the people of Utah make their living. Students will explore the different components that make us Utah's diverse economy. I have included the most recent reports (2010) available. This lesson will allow students to use the information in these reports, learn about graphing, and learn the multiple aspects of Utah's economy.		













## Resource Set

Utah Governor's 2010 Economic Summary (2 pages)	2010 Economic Report to the Governor (254 pages)	(Resource Title Here)	(Resource Title Here)	(Resource Title Here)	(Resource Title Here)
Image Placeholder	Image Placeholder	Image Placeholder	Image Placeholder	Image Placeholder	Image Placeholder
<a href="http://www.governor.utah.gov/dea/economicsummaries/EconomicSummary.pdf">http://www.governor.utah.gov/dea/economicsummaries/EconomicSummary.pdf</a>	<a href="http://www.governor.utah.gov/dea/ERG/2010ER.pdf">http://www.governor.utah.gov/dea/ERG/2010ER.pdf</a>	(Resource Link Here)	(Resource Link Here)	(Resource Link Here)	(Resource Link Here)
(Resource Title Here)	(Resource Title Here)	(Resource Title Here)	(Resource Title Here)	(Resource Title Here)	(Resource Title Here)
Image Placeholder	Image Placeholder	Image Placeholder	Image Placeholder	Image Placeholder	Image Placeholder
(Resource Link Here)	(Resource Link Here)	(Resource Link Here)	(Resource Link Here)	(Resource Link Here)	(Resource Link Here)

Notes/Comments: For the second resource link- IT IS 254 PAGES- HERE ARE SOME IMPORTANT PAGES TO LOOK AT--- page 3 and page 4. Page 47 figure 24, page 51 table 8 and page 59 figure 25.



## Resource Set

(Resource Title Here)	(Resource Title Here)	(Resource Title Here)	(Resource Title Here)	(Resource Title Here)	(Resource Title Here)
					
(Resource Link Here)	(Resource Link Here)	(Resource Link Here)	(Resource Link Here)	(Resource Link Here)	(Resource Link Here)
(Resource Title Here)	(Resource Title Here)	(Resource Title Here)	(Resource Title Here)	(Resource Title Here)	(Resource Title Here)
					
(Resource Link Here)	(Resource Link Here)	(Resource Link Here)	(Resource Link Here)	(Resource Link Here)	(Resource Link Here)

Notes/Comments:

## Annotations

Grade Level	Curriculum Connections	Curriculum Standards	Learning Objectives		Suggested Learning Strategies	Suggested Assessment Strategies	Links to Other Resources
			Content Objectives	Thinking Objectives			
7 <sup>th</sup> Grade	Social Studies 7	Social Studies 7, Standard 4, Objective 1, Indicator a	<p>Students will understand the diverse ways people make a living in Utah</p> <p>Students will explore the components of Utah's economy</p>	<p>Students will identify the multiple components of Utah's economy, e.g. government, agriculture, mining, tourism, high tech industry.</p>	<p>Put students in groups of two with a page from one of the reports. The page should identify the major sectors of Utah's economy. In these small groups, students should discuss what each sector would include.</p> <p>Have the students change the graph from a line graph to a pie chart or vice versa.</p>	<p>Each student will make their own graph using the information provided.</p>	<p>For the second resource link- <a href="#"><u>IT IS 254 PAGES- HERE ARE SOME IMPORTANT PAGES TO LOOK AT---</u></a> <b><u>page 3 and page 4.</u></b> <b><u>Page 47 figure 24, page 51 table 8 and page 59 figure 25.</u></b></p>